

1. COMPACTED COPPER CONDUCTOR
2. CONDUCTOR SEMI-CON
3. XLPE INSULATION
4. INSULATION SEMI-CON
5. COPPER TAPE SCREEN
6. FR PVC INNER SHEATH
7. ALUMINIUM WIRE ARMOUR
8. FR PVC OUTER SHEATH

NEELKANTH CABLES LIMITED

DATA SHEET

SINGLE CORE XLPE ARMoured REDUCED FLAME PROPAGATION (FR) MEDIUM VOLTAGE CABLE

Single Core Cable Description : Copper Conductor, Semi-conducting conductor Screen, XLPE Insulated, Semi-conducting Insulation screen, Metallic screen over Individual Core, FR- PVC Inner Sheathed, Aluminium Wire Armoured, Overall FR-PVC Outer Sheathed, Medium Voltage Cable.

Make: NEELKANTH CABLES LIMITED
 Reference Standard: As per SANS:1339:2017
 Voltage Rating (U_o / U): 19/33 kV
 Maximum Operating Voltage (U_m): 36 kV
 Operating Temperature: 90°C
 Max. Temp. During Short Circuit: 250°C

Range of Product Single Core 50 Sq.mm up to 1000 Sq.mm

Application

These Medium Voltage Single Core Cables are Designed for Electricity Power Distribution, Suitable for Installation in Power Supply Stations, Commercial, Industrial and Urban Residential Networks, Indoors and in Cable Ducts, Outdoors, Undergrounds and as well as for Installation on Cable Trays for industries, Switchboards and the power Stations.

Construction

- Conductor** Annealed Plain Copper Compacted Round Stranded Conductors to carry Current and withstand Pulling Stresses During Cable Laying. Conductors Complying with SANS 1411-1 Class-2
- Inner Semi-Conducting Screen** Extruded Layer of Semi-Conducting Screen over Conductor to Smooth the Electric Field at the Conductor and Firmly Bonded to the Insulation to exclude all air voids, and Prevent Concentration of electric field of the interface between the Insulation and the Inner Semi-Conductor. Semi-Conducting Compound Complying with SANS 1339
- Insulation** The Insulation of XLPE (Cross-Linked Polyethylene) Rated Voltage, Lightning Overvoltage, Switching Overvoltage, and Withstand the Various Voltage Field Stress During the Cable Service Life. as per SANS 1411-4
- Core Semi-Conducting Screen** Extruded Layer of Semi-Conducting Screen over the Insulation. The Screen is Tightly Fitted to the Insulation to Exclude all air Voids, Prevent Concentration of electric field of the interface between the Insulation and the Semi-Conductor. Semi-Conducting Compound Complying with SANS 1339
- Metallic Screen** The Metallic Screen Shall Consist of either Copper Tapes or a Concentric layer of Copper Wires. The Metallic Layer may be applied over the Individual Cores. Metallic Screen Provide no Electric Field outer side the Cable, An Active Conductor for the Capacitive and Zero-Sequence short-circuit current, and Contribution to Mechanical Protection. as per SANS 1339
- Filler (Optional)** PVC or Polypropylene yarn
- Inner Sheath/Bedding** The Inner-sheath Comprises a layer of Extruded as per Requirement PVC Applied Under the Armour, Inner-sheath Compound Complying with SANS 1411-2
- Armour** The Armour Consists of Round Aluminium Wire for Single Core Cable, Applied over the Inner-sheath. Armour Material Complying with SANS 1411-6
- Outer Sheath** The Over all Outer-sheath Comprises a layer of Extruded as per Requirement PVC and Applied Over the Armour to Insulate the Metallic Screen From the Surrounding Medium, to Protect the Metallic Screen From Corrosion, to Reduce the contribution of cables to Fire Propagation, and Contribute to Mechanical Protection. Outer sheath Compound Complying with SANS 1411-2.
 Colour: Black with Red Stripe or as per Requirement


Technical Characteristic

Voltage Grade: 19/33 kV
 Test Voltage: 66 kV for 5 Minute (3.5 U_o r.m.s)
 Temperature Rating: -15°C to +90°C
 Partial Discharge: SANS 6291
 Resistivity of Semi-conducting Screen: SANS 6284-2
 Flame Retardent: SANS 60332 Part-3-24
 Minimum Installation Bending Radius: 15(D+d)
 D= Nominal Diameter of the Cable,
 d=Nominal Diameter of the Conductor

Marking & Packing

Marking over the sheath: NEELKANTH CABLES, CABLE SIZE, 19/33 kV CU/XLPE/CTS/PVC-FR/AWA/PVC-FR ELECTRIC CABLE, YEAR OF MANUFACTURING
 Sequentail Length Marking: Shall be provided on outer sheath at every one Meter
 Cable Length: Multiple of 250/500 or as per Requirement
 Type of Drum: Wooden Drum Fully Packed with Lagging

Data Sheet No.	10119	Page 1 of 1
Version	01	Issue Date: 29/04/2021



1. COMPACTOR COPPER CONDUCTOR
2. CONDUCTOR SEMI-CON
3. XLPE INSULATION
4. INSULATION SEMI-CON
5. COPPER TAPE SCREEN
6. LHFVR PVC INNER SHEATH
7. ALUMINIUM WIRE ARMOUR
8. LHFVR PVC OUTER SHEATH

NEELKANTH CABLES LIMITED

DATA SHEET

SINGLE CORE XLPE ARMoured, REDUCED HALOGEN EMISSION, REDUCED FLAME PROPAGATION (LHFVR) MEDIUM VOLTAGE CABLE

Single Core Cable Description : Copper Conductor,Semi-conducting conductor Screen,XLPE Insulated,Semi-conducting Insulation screen, Metallic screen over Individual Core,LHFVR- PVC Inner Sheathed, Aluminium Wire Armoured, Overall LHFVR-PVC Outer Sheathed,Medium Voltage Cable.

Make	NEELKANTH CABLES LIMITED
Reference Standard	As per SANS:1339:2017
Voltage Rating (U _o / U)	19/33 kV
Maximum Operating Voltage (U _m)	36 kV
Operating Temperature	90°C
Max. Temp. During Short Circuit	250°C

Range of Product Single Core 50 Sq.mm up to 1000 Sq.mm

Application

These Medium Voltage Single Core Cables are Designed for Electricity Power Distribution ,Suitable for Installation in Power Supply Stations,Commercial ,Industrial and Urban Residential Networks,Indoors and in Cable Ducts,Outdoors,Undergrounds and as well as for Installation on Cable Trays for industries, Switchboards and the power Stations.

Construction

- Conductor** Annealed Plain Copper Compacted Round Stranded Conductors to carry Current and withstand Pulling Stresses During Cable Laying. Conductors Complying with SANS 1411-1 Class-2
- Inner Semi-Conducting Screen** Extruded Layer of Semi-Conducting Screen over Conductor to Smooth the Electric Field at the Conductor and Firmly Bonded to the Insulation to exclude all air voids ,and Prevent Concentration of electric field of the interface between the Insulation and the Inner Semi-Conductor. Semi-Conducting Compound Complying with SANS 1339
- Insulation** The Insulation of XLPE (Cross-Linked Polyethylene)Rated Voltage, Lightning Overvoltage,Switching Overvoltage, and Withstand the Various Voltage Field Stress During the Cable Service Life.as per SANS 1411-4
- Core Semi-Conducting Screen** Extruded Layer of Semi-Conducting Screen over the Insulation . The Screen is Tightly Fitted to the Insulation to Exclude all air Voids,Prevent Concentration of electric field of the interface between the Insulation and the Semi-Conductor. Semi-Conducting Compound Complying with SANS 1339
- Metallic Screen** The Metallic Screen Shall Consist of either Copper Tapes or a Concentric layer of Copper Wires .The Metallic Layer may be applied over the Individual Cores .Metallic Screen Provide no Electric Field outer side the Cable,An Active Conductor for the Capacitive and Zero-Sequence short-circuit current,and Contribution to Mechanical Protection. as per SANS 1339
- Filler (Optional)** PVC or Polypropylene yarn
- Inner Sheath/Bedding** The Inner-sheath Comprises a layer of Extruded as per Requirement PVC-LHFVR Applied Under the Armour,Inner-sheath Compound Complying with SANS 1411-2
- Armour** The Armour Consists of Round Aluminium Wire for Single Core Cable, Applied over the Inner-sheath.Armour Material Complying with SANS 1411-6
- Outer Sheath** The Over all Outer-sheath Comprises a layer of Extruded as per Requirement PVC-LHFVR and Applied Over the Armour to Insulate the Mettalic Screen From the Surrounding Medium,to Protect the Mettalic Screen From Corrosion,to Reduce the contribution of cables to Fire Propagation,and Contribute to Mechanical Protection. Outer sheath Compound Complying with SANS 1411-2.
Colour: Black with Blue Stripe or as per Requirement


Technical Characteristic

Voltage Grade	19/33 kV
Test Voltage	66 kV for 5 Minute (3.5 U _o r.m.s)
Temperature Rating	-15°C to +90°C
Partial Discharge	SANS 6291
Resistivity of Semi-conducting Screen	SANS 6284-2
Reduced Flame Retardent	SANS 60332 Part-3-24
Reduced Halogen Emission	SANS 5956
Minimum Installation Bending Radius	15(D+d) D= Nominal Diameter of the Cable, d=Nominal Diameter of the Conductor

Marking & Packing

Marking over the sheath	NEELKANTH CABLES , CABLE SIZE, 19/33 kV CU/XLPE/CTS/PVC-LHFVR/AWA/PVC-LHFVR ELECTRIC CABLE , YEAR OF MANUFACTURING
Sequentail Length Marking	Shall be provided on outer sheath at every one Meter
Cable Length	Multiple of 250/500 or as per Requirement
Type of Drum	Wooden Drum Fully Packed with Lagging

Data Sheet No.	10120	Page 1 of 1
Version	01	Issue Date: 29/04/2021



1. COMPACTED COPPER CONDUCTOR
2. CONDUCTOR SEMI-CON
3. XLPE INSULATION
4. INSULATION SEMI-CON
5. COPPER TAPE SCREEN
6. NHLSEFR INNER SHEATH
7. ALUMINIUM WIRE ARMOUR
8. NHLSEFR OUTER SHEATH

NEELKANTH CABLES LIMITED

DATA SHEET

SINGLE CORE XLPE ARMURED, ZERO HALOGEN EMISSION, REDUCED SMOKE EMISSION, REDUCED FLAME PROPAGATION (NHLSEFR) MEDIUM VOLTAGE CABLE

Single Core Cable Description : Copper Conductor, Semi-conducting conductor Screen, XLPE Insulated, Semi-conducting Insulation screen, Metallic screen over Individual Core, NHLSEFR (Polyolefin) Inner Sheathed, Aluminium Wire Armoured, Overall NHLSEFR (Polyolefin) Outer Sheathed, Medium Voltage Cable.

Make	NEELKANTH CABLES LIMITED
Reference Standard	As per SANS:1339:2017
Voltage Rating (U _o / U)	19/33 kV
Maximum Operating Voltage (U _m)	36 kV
Operating Temperature	90°C
Max. Temp. During Short Circuit	250°C

Range of Product Single Core 50 Sq.mm up to 1000 Sq.mm

Application

These Medium Voltage Single Core Cables are Designed for Electricity Power Distribution , Suitable for Installation in Power Supply Stations, Commercial , Industrial and Urban Residential Networks, Indoors and in Cable Ducts, Outdoors, Undergrounds and as well as for Installation on Cable Trays for industries, Switchboards and the power Stations.

Construction



Conductor	Annealed Plain Copper Compacted Round Stranded Conductors to carry Current and withstand Pulling Stresses During Cable Laying. Conductors Complying with SANS 1411-1 Class-2
Inner Semi-Conducting Screen	Extruded Layer of Semi-Conducting Screen over Conductor to Smooth the Electric Field at the Conductor and Firmly Bonded to the Insulation to exclude all air voids ,and Prevent Concentration of electric field of the interface between the Insulation and the Inner Semi-Conductor. Semi-Conducting Compound Complying with SANS 1339
Insulation	The Insulation of XLPE (Cross-Linked Polyethylene) Rated Voltage, Lightning Overvoltage, Switching Overvoltage, and Withstand the Various Voltage Field Stress During the Cable Service Life. as per SANS 1411-4
Core Semi-Conducting Screen	Extruded Layer of Semi-Conducting Screen over the Insulation . The Screen is Tightly Fitted to the Insulation to Exclude all air Voids, Prevent Concentration of electric field of the interface between the Insulation and the Semi-Conductor. Semi-Conducting Compound Complying with SANS 1339
Metallic Screen	The Metallic Screen Shall Consist of either Copper Tapes or a Concentric layer of Copper Wires .The Metallic Layer may be applied over the Individual Cores .Metallic Screen Provide no Electric Field outer side the Cable, An Active Conductor for the Capacitive and Zero-Sequence short-circuit current, and Contribution to Mechanical Protection. as per SANS 1339
Filler (Optional)	PVC or Polypropylene yarn
Inner Sheath/Bedding	The Inner-sheath Comprises a layer of Extruded as per Requirement NHLSEFR (Polyolefin) Applied Under the Armour, Inner-sheath Compound Complying with SANS 1411-5
Armour	The Armour Consists of Round Aluminium Wire for Single Core Cable, Applied over the Inner-sheath. Armour Material Complying with SANS 1411-6
Outer Sheath	The Over all Outer-sheath Comprises a layer of Extruded as per Requirement NHLSEFR (Polyolefin) and Applied Over the Armour to Insulate the Metallic Screen From the Surrounding Medium, to Protect the Metallic Screen From Corrosion, to Reduce the contribution of cables to Fire Propagation, and Contribute to Mechanical Protection. Outer sheath Compound Complying with SANS 1411-5. Colour: Black with White Stripe or as per Requirement

Technical Characteristic

Voltage Grade	19/33 kV
Test Voltage	66 kV for 5 Minute (3.5 U _o r.m.s)
Temperature Rating	-15°C to +90°C
Partial Discharge	SANS 6291
Resistivity of Semi-conducting Screen	SANS 6284-2
Reduced Flame Retardent	SANS 60332 Part-3-24
Zero Halogen Emission	SANS 60754-2
Minimum Installation Bending Radius	15(D+d) D= Nominal Diameter of the Cable, d=Nominal Diameter of the Conductor

Marking & Packing

Marking over the sheath	NEELKANTH CABLES , CABLE SIZE, 19/33 kV CU/XLPE/CTS/NHLSEFR/AWA/NHLSEFR ELECTRIC CABLE , YEAR OF MANUFACTURING
Sequentail Length Marking	Shall be provided on outer sheath at every one Meter
Cable Length	Multiple of 250/500 or as per Requirement
Type of Drum	Wooden Drum Fully Packed with Lagging

 	<ol style="list-style-type: none"> 1. COMPACTED COPPER CONDUCTOR 2. CONDUCTOR SEMI-CON 3. XLPE INSULATION 4. INSULATION SEMI-CON 5. COPPER TAPE SCREEN 6. PVC INNER SHEATH 7. ALUMINIUM WIRE ARMOUR 8. PE OUTER SHEATH
	NEELKANTH CABLES LIMITED DATA SHEET
SINGLE CORE XLPE ARMURED, UV STABILIZED POLYETHYLENE OUTER SHEATHED (PE) MEDIUM VOLTAGE CABLE	

Single Core Cable Description : Copper Conductor,Semi-conducting conductor Screen,XLPE Insulated,Semi-conducting Insulation screen, Metallic screen over Individual Core, PVC-FR Inner Sheathed, Aluminium Wire Armoured, Overall UV Stabilized Polyethylene (PE) Outer Sheathed,Medium Voltage Cable.

Make	NEELKANTH CABLES LIMITED
Reference Standard	As per SANS:1339:2017
Voltage Rating (U _o / U)	19/33 kV
Maximum Operating Voltage (U _m)	36 kV
Operating Temperature	90°C
Max. Temp. During Short Circuit	250°C

Range of Product Single Core 50 Sq.mm up to 1000 Sq.mm

Application

These Medium Voltage Single Core Cores Cables are Designed for Electricity Power Distribution ,Suitable for Installation in Power Supply Stations,Commercial ,Industrial and Urban Residential Networks,Indoors and in Cable Ducts,Outdoors,Undergrounds and as well as for Installation on Cable Trays for industries, Switchboards and the power Stations.

Construction

Conductor	Annealed Plain Copper Compacted Round Stranded Conductors to carry Current and withstand Pulling Stresses During Cable Laying. Conductors Complying with SANS 1411-1 Class-2
Inner Semi-Conducting Screen	Extruded Layer of Semi-Conducting Screen over Conductor to Smooth the Electric Field at the Conductor and Firmly Bonded to the Insulation to exclude all air voids ,and Prevent Concentration of electric field of the interface between the Insulation and the Inner Semi-Conductor. Semi-Conducting Compound Complying with SANS 1339
Insulation	The Insulation of XLPE (Cross-Linked Polyethylene)Rated Voltage, Lightning Overoltage,Switching Overvoltage, and Withstand the Various Voltage
Core Semi-Conducting Screen	Extruded Layer of Semi-Conducting Screen over the Insulation . The Screen is Tightly Fitted to the Insulation to Exclude all air Voids,Prevent Concentration of electric field of the interface between the Insulation and the Semi-Conductor. Semi-Conducting Compound Complying with SANS 1339
Metallic Screen	The Metallic Screen Shall Consist of either Copper Tapes or a Concentric layer of Copper Wires .The Metallic Layer may be applied over the Individual Cores .Metallic Screen Provide no Electric Field outer side the Cable,An Active Conductor for the Capacitive and Zero-Sequence short-circuit current,and Contribution to Mechanical Protection. as per SANS 1339
Filler (Optional)	PVC or Polypropylene yarn
Inner Sheath/Bedding	The Inner-sheath Comprises a layer of Extruded as per Requirement PVC-FR, Applied Under the Armour,Inner-sheath Compound Complying with SANS 1411-2
Armour	The Armour Consists of Round Aluminium Wire for Single Core Cable, Applied over the Inner-sheath.Armour Material Complying with SANS 1411-6
Outer Sheath	The Over all Outer-sheath Comprises a layer of Extruded as per Requirement Polyethylene (PE) and Applied Over the Armour to Insulate the Mettalic Screen From the Surrounding Medium,to Protect the Mettalic Screen From Corrosion,to Reduce the contribution of cables to Fire Propagation,and Contribute to Mechanical Protection. Outer sheath Compound Complying with SANS 1411-7. Colour: Black or as per Requirement

Technical Characteristic

Voltage Grade	19/33 kV
Test Voltage	66 kV for 5 Minute (3.5 U _o r.m.s)
Temperature Rating	-15°C to +90°C
Partial Discharge	SANS 6291
Resistivity of Semi-conducting Screen	SANS 6284-2
Minimum Installation Bending Radius	15(D+d) D= Nominal Diameter of the Cable, d=Nominal Diameter of the Conductor

Marking & Packing

Marking over the sheath	NEELKANTH CABLES , CABLE SIZE, 19/33 kV CU/XLPE/CTS/PVC-FR/AWA/PE, ELECTRIC CABLE , YEAR OF MANUFACTURING
Sequentail Length Marking	Shall be provided on outer sheath at every one Meter
Cable Length	Multiple of 250/500 or as per Requirement
Type of Drum	Wooden Drum Fully Packed with Lagging

Data Sheet No.	10122	Page 1 of 1
Version	01	Issue Date: 29/04/2021



1. COMPACTER COPPER CONDUCTOR
2. CONDUCTOR SEMI-CON
3. XLPE INSULATION
4. INSULATION SEMI-CON
5. COPPER TAPE SCREEN
6. FR PVC OUTER SHEATH

NEELKANTH CABLES LIMITED

DATA SHEET

SINGLE CORE XLPE UNARMoured REDUCED FLAME PROPAGATION (FR) MEDIUM VOLTAGE CABLE

Single Core Cable Description : Copper Conductor,Semi-conducting conductor Screen,XLPE Insulated,Semi-conducting Insulation screen, Metallic screen over Individual Core, Overall FR-PVC Outer Sheathed,Medium Voltage Cable.

Make	NEELKANTH CABLES LIMITED
Reference Standard	As per SANS:1339:2017
Voltage Rating (U _o / U)	19/33 kV
Maximum Operating Voltage (U _m)	36 kV
Operating Temperature	90°C
Max. Temp. During Short Circuit	250°C

Range of Product Single Core 50 Sq.mm up to 1000 Sq.mm

Application

These Medium Voltage Single Core Cables are Designed for Electricity Power Distribution ,Suitable for Installation in Power Supply Stations,Commercial ,Industrial and Urban Residential Networks,Indoors and in Cable Ducts,Outdoors,Undergrounds and as well as for Installation on Cable Trays for industries, Switchboards and the power Stations.

Construction

- Conductor** Annealed Plain Copper Compacted Round Stranded Conductors to carry Current and withstand Pulling Stresses During Cable Laying. Conductors Complying with SANS 1411-1 Class-2
- Inner Semi-Conducting Screen** Extruded Layer of Semi-Conducting Screen over Conductor to Smooth the Electric Field at the Conductor and Firmly Bonded to the Insulation to exclude all air voids ,and Prevent Concentration of electric field of the interface between the Insulation and the Inner Semi-Conductor. Semi-Conducting Compound Complying with SANS 1339
- Insulation** The Insulation of XLPE (Cross-Linked Polyethylene)Rated Voltage, Lightning Overoltage,Switching Overvoltage, and Withstand the Various Voltage Field Stress During the Cable Service Life.as per SANS 1411-4
- Core Semi-Conducting Screen** Extruded Layer of Semi-Conducting Screen over the Insulation . The Screen is Tightly Fitted to the Insulation to Exclude all air Voids,Prevent Concentration of electric field of the interface between the Insulation and the Semi-Conductor. Semi-Conducting Compound Complying with SANS 1339
- Metallic Screen** The Metallic Screen Shall Consist of either Copper Tapes or a Concentric layer of Copper Wires .The Metallic Layer may be applied over the Individual Cores .Metallic Screen Provide no Electric Field outer side the Cable,An Active Conductor for the Capacitive and Zero-Sequence short-circuit current,and Contribution to Mechanical Protection. as per SANS 1339
- Filler (Optional)** PVC or Polypropylene yarn
- Outer Sheath** The Over all Outer-sheath Comprises a layer of Extruded as per Requirement PVC and Applied Over the Armour to Insulate the Mettalic Screen From the Surrounding Medium,to Protact the Mettalic Screen From Corrosion,to Reduce the contribution of cables to Fire Propagation,and Contribute to Mechanical Protection. Outer sheath Compound Complying with SANS 1411-2.
Colour: Black with Red Stripe or as per Requirement

Technical Characteristic

Voltage Grade	19/33 kV
Test Voltage	66 kV for 5 Minute (3.5 U _o r.m.s)
Temperature Rating	-15°C to +90°C
Partial Discharge	SANS 6291
Resistivity of Semi-conducting Screen	SANS 6284-2
Flame Retardent	SANS 60332 Part-3-24
Minimum Installation Bending Radius	20(D+d) D= Nominal Diameter of the Cable, d=Nominal Diameter of the Conductor

Marking & Packing

Marking over the sheath	NEELKANTH CABLES , CABLE SIZE, 19/33 kV CU/XLPE/CTS/PVC-FR ELECTRIC CABLE , YEAR OF MANUFACTURING
Sequentail Length Marking	Shall be provided on outer sheath at every one Meter
Cable Length	Multiple of 250/500 or as per Requirement
Type of Drum	Wooden Drum Fully Packed with Lagging

Data Sheet No.	10123	Page 1 of 1
Version	01	Issue Date: 29/04/2021



1. COMPACTED COPPER CONDUCTOR
2. CONDUCTOR SEMI-COM
3. XLPE INSULATION
4. INSULATION SEMI-CON
5. COPPER TAPE SCREEN
6. LHFR PVC OUTER SHEATH

NEELKANTH CABLES LIMITED

DATA SHEET

SINGLE CORE XLPE UNARMoured, REDUCED HALOGEN EMISSION, REDUCED FLAME PROPAGATION (LHFR) MEDIUM VOLTAGE CABLE

Single Core Cable Description : Copper Conductor,Semi-conducting conductor Screen,XLPE Insulated,Semi-conducting Insulation screen, Metallic screen over Individual Core, Overall LHFR-PVC Outer Sheathed,Medium Voltage Cable.

Make	NEELKANTH CABLES LIMITED
Reference Standard	As per SANS:1339:2017
Voltage Rating (U _o / U)	19/33 kV
Maximum Operating Voltage (U _m)	36 kV
Operating Temperature	90°C
Max. Temp. During Short Circuit	250°C

Range of Product Single Core 50 Sq.mm up to 1000 Sq.mm

Application

These Medium Voltage Single Core Cables are Designed for Electricity Power Distribution ,Suitable for Installation in Power Supply Stations,Commercial ,Industrial and Urban Residential Networks,Indoors and in Cable Ducts,Outdoors,Undergrounds and as well as for Installation on Cable Trays for industries, Switchboards and the power Stations.

Construction

Conductor	Annealed Plain Copper Compacted Round Stranded Conductors to carry Current and withstand Pulling Stresses During Cable Laying. Conductors Complying with SANS 1411-1 Class-2
Inner Semi-Conducting Screen	Extruded Layer of Semi-Conducting Screen over Conductor to Smooth the Electric Field at the Conductor and Firmly Bonded to the Insulation to exclude all air voids ,and Prevent Concentration of electric field of the interface between the Insulation and the Inner Semi-Conductor. Semi-Conducting Compound Complying with SANS 1339
Insulation	The Insulation of XLPE (Cross-Linked Polyethylene)Rated Voltage, Lightning Overoltage,Switching Overvoltage, and Withstand the Various Voltage Field Stress During the Cable Service Life.as per SANS 1411-4
Core Semi-Conducting Screen	Extruded Layer of Semi-Conducting Screen over the Insulation . The Screen is Tightly Fitted to the Insulation to Exclude all air Voids,Prevent Concentration of electric field of the interface between the Insulation and the Semi-Conductor. Semi-Conducting Compound Complying with SANS 1339
Metallic Screen	The Metallic Screen Shall Consist of either Copper Tapes or a Concentric layer of Copper Wires .The Metallic Layer may be applied over the Individual Cores .Metallic Screen Provide no Electric Field outer side the Cable,An Active Conductor for the Capacitive and Zero-Sequence short-circuit current,and Contribution to Mechanical Protection. as per SANS 1339
Filler (Optional)	PVC or Polypropylene yarn
Outer Sheath	The Over all Outer-sheath Comprises a layer of Extruded as per Requirement PVC-LHFR and Applied Over the Armour to Insulate the Mettalic Screen From the Surrounding Medium,to Protect the Mettalic Screen From Corrosion,to Reduce the contribution of cables to Fire Propagation,and Contribute to Mechanical Protection. Outer sheath Compound Complying with SANS 1411-2. Colour: Black with Blue Stripe or as per Requirement

Technical Characteristic

Voltage Grade	19/33 kV
Test Voltage	66 kV for 5 Minute (3.5 U _o r.m.s)
Temperature Rating	-15°C to +90°C
Partial Discharge	SANS 6291
Resistivity of Semi-conducting Screen	SANS 6284-2
Reduced Flame Retardent	SANS 60332 Part-3-24
Reduced Halogen Emission	SANS 5956
Minimum Installation Bending Radius	20(D+d) D= Nominal Diameter of the Cable, d=Nominal Diameter of the Conductor

Marking & Packing

Marking over the sheath	NEELKANTH CABLES , CABLE SIZE, 19/33 kV CU/XLPE/CTS/PVC-LHFR ELECTRIC CABLE , YEAR OF MANUFACTURING
Sequentail Length Marking	Shall be provided on outer sheath at every one Meter
Cable Length	Multiple of 250/500 or as per Requirement
Type of Drum	Wooden Drum Fully Packed with Lagging

Data Sheet No.	10124	Page 1 of 1
Version	01	Issue Date: 29/04/2021



1. COMPACTED COPPER CONDUCTOR
2. CONDUCTOR SEMI-CON
3. XLPE INSULATION
4. INSULATION SEMI-CON
5. COPPER TAPE SCREEN
6. NHLSFR OUTER SHEATH

NEELKANTH CABLES LIMITED
DATA SHEET
SINGLE CORE XLPE UNARMoured, ZERO HALOGEN EMISSION, REDUCED SMOKE EMISSION, REDUCED FLAME PROPAGATION (NHLSFR) MEDIUM VOLTAGE CABLE

Single Core Cable Description : Copper Conductor, Semi-conducting conductor Screen, XLPE Insulated, Semi-conducting Insulation screen, Metallic screen over Individual Core, Overall NHLSFR (Polyolefin) Outer Sheathed, Medium Voltage Unarmoured Cable.

Make	NEELKANTH CABLES LIMITED
Reference Standard	As per SANS:1339:2017
Voltage Rating (Uo / U)	19/33 kV
Maximum Operating Voltage (Um)	36 kV
Operating Temperature	90°C
Max. Temp. During Short Circuit	250°C

Range of Product Single Core 50 Sq.mm up to 1000 Sq.mm

Application

These Medium Voltage Single Core Cables are Designed for Electricity Power Distribution, Suitable for Installation in Power Supply Stations, Commercial, Industrial and Urban Residential Networks, Indoors and in Cable Ducts, Outdoors, Undergrounds and as well as for Installation on Cable Trays for industries, Switchboards and the power Stations.

Construction

Conductor	Annealed Plain Copper Compacted Round Stranded Conductors to carry Current and withstand Pulling Stresses During Cable Laying. Conductors Complying with SANS 1411-1 Class-2
Inner Semi-Conducting Screen	Extruded Layer of Semi-Conducting Screen over Conductor to Smooth the Electric Field at the Conductor and Firmly Bonded to the Insulation to exclude all air voids, and Prevent Concentration of electric field of the interface between the Insulation and the Inner Semi-Conductor. Semi-Conducting Compound Complying with SANS 1339
Insulation	The Insulation of XLPE (Cross-Linked Polyethylene) Rated Voltage, Lightning Overvoltage, Switching Overvoltage, and Withstand the Various Voltage Field Stress During the Cable Service Life. as per SANS 1411-4
Core Semi-Conducting Screen	Extruded Layer of Semi-Conducting Screen over the Insulation. The Screen is Tightly Fitted to the Insulation to Exclude all air Voids, Prevent Concentration of electric field of the interface between the Insulation and the Semi-Conductor. Semi-Conducting Compound Complying with SANS 1339
Metallic Screen	The Metallic Screen Shall Consist of either Copper Tapes or a Concentric layer of Copper Wires. The Metallic Layer may be applied over the Individual Cores. Metallic Screen Provide no Electric Field outer side the Cable, An Active Conductor for the Capacitive and Zero-Sequence short-circuit current, and Contribution to Mechanical Protection. as per SANS 1339
Filler (Optional)	PVC or Polypropylene yarn
Outer Sheath	The Over all Outer-sheath Comprises a layer of Extruded as per Requirement NHLSFR (Polyolefin) and Applied Over the Armour to Insulate the Metallic Screen From the Surrounding Medium, to Protect the Metallic Screen From Corrosion, to Reduce the contribution of cables to Fire Propagation, and Contribute to Mechanical Protection. Outer sheath Compound Complying with SANS 1411-5. Colour: Black with White Stripe or as per Requirement

Technical Characteristic

Voltage Grade	19/33 kV
Test Voltage	66 kV for 5 Minute (3.5 Uo r.m.s)
Temperature Rating	-15°C to +90°C
Partial Discharge	SANS 6291
Resistivity of Semi-conducting Screen	SANS 6284-2
Reduced Flame Retardant	SANS 60332 Part-3-24
Zero Halogen Emission	SANS 60754-2
Minimum Installation Bending Radius	20(D+d) D= Nominal Diameter of the Cable, d=Nominal Diameter of the Conductor

Marking & Packing

Marking over the sheath	NEELKANTH CABLES, CABLE SIZE, 19/33 kV CU/XLPE/CTS/NHLSFR ELECTRIC CABLE, YEAR OF MANUFACTURING
Sequentail Length Marking	Shall be provided on outer sheath at every one Meter
Cable Length	Multiple of 250/500 or as per Requirement
Type of Drum	Wooden Drum Fully Packed with Lagging

Data Sheet No.	10125	Page 1 of 1
Version	01	Issue Date: 29/04/2021



1. COMPACTED COPPER CONDUCTOR
2. CONDUCTOR SEMI-CON
3. XLPE INSULATION
4. INSULATION SEMI-CON
5. COPPER TAPE SCREEN
6. PE OUTER SHEATH

NEELKANTH CABLES LIMITED

DATA SHEET

SINGLE CORE XLPE UNARMoured, UV STABILIZED POLYETHYLENE OUTER SHEATHED (PE) MEDIUM VOLTAGE CABLE

Single Core Cable Description : Copper Conductor,Semi-conducting conductor Screen,XLPE Insulated,Semi-conducting Insulation screen, Metallic screen over Individual Core, Overall UV Stabilized Polyethylene (PE) Outer Sheathed,Medium Voltage Unarmoured Cable.

Make	NEELKANTH CABLES LIMITED
Reference Standard	As per SANS:1339:2017
Voltage Rating (U _o / U)	19/33 kV
Maximum Operating Voltage (U _m)	36 kV
Operating Temperature	90°C
Max. Temp. During Short Circuit	250°C

Range of Product Single Core 50 Sq.mm up to 1000 Sq.mm

Application

These Medium Voltage Single Core Cores Cables are Designed for Electricity Power Distribution ,Suitable for Installation in Power Supply Stations,Commercial ,Industrial and Urban Residential Networks,Indoors and in Cable Ducts,Outdoors,Undergrounds and as well as for Installation on Cable Trays for industries, Switchboards and the power Stations.

Construction

Conductor	Annealed Plain Copper Compacted Round Stranded Conductors to carry Current and withstand Pulling Stresses During Cable Laying. Conductors Complying with SANS 1411-1 Class-2
Inner Semi-Conducting Screen	Extruded Layer of Semi-Conducting Screen over Conductor to Smooth the Electric Field at the Conductor and Firmly Bonded to the Insulation to exclude all air voids ,and Prevent Concentration of electric field of the interface between the Insulation and the Inner Semi-Conductor. Semi-Conducting Compound Complying with SANS 1339
Insulation	The Insulation of XLPE (Cross-Linked Polyethylene)Rated Voltage, Lightning Overoltage,Switching Overoltage, and Withstand the Various Voltage Field Stress During the Cable Service Life.as per SANS 1411-4
Core Semi-Conducting Screen	Extruded Layer of Semi-Conducting Screen over the Insulation . The Screen is Tightly Fitted to the Insulation to Exclude all air Voids,Prevent Concentration of electric field of the interface between the Insulation and the Semi-Conductor. Semi-Conducting Compound Complying with SANS 1339
Metallic Screen	The Metallic Screen Shall Consist of either Copper Tapes or a Concentric layer of Copper Wires .The Metallic Layer may be applied over the Individual Cores .Metallic Screen Provide no Electric Field outer side the Cable,An Active Conductor for the Capacitive and Zero-Sequence short-circuit current,and
Filler (Optional)	PVC or Polypropylene yarn
Outer Sheath	The Over all Outer-sheath Comprises a layer of Extruded as per Requirement Polyethylene (PE) and Applied Over the Armour to Insulate the Mettalic Screen From the Surrounding Medium,to Protect the Mettalic Screen From Corrosion,to Reduce the contribution of cables to Fire Propagation,and Contribute to Mechanical Protection. Outer sheath Compound Complying with SANS 1411-7. Colour: Black or as per Requirement

Technical Characteristic

Voltage Grade	19/33 kV
Test Voltage	66 kV for 5 Minute (3.5 U _o r.m.s)
Temperature Rating	-15°C to +90°C
Partial Discharge	SANS 6291
Resistivity of Semi-conducting Screen	SANS 6284-2
Minimum Installation Bending Radius	20(D+d) D= Nominal Diameter of the Cable, d=Nominal Diameter of the Conductor

Marking & Packing

Marking over the sheath	NEELKANTH CABLES , CABLE SIZE, 19/33 kV CU/XLPE/CTS/PE, ELECTRIC CABLE , YEAR OF MANUFACTURING
Sequentail Length Marking	Shall be provided on outer sheath at every one Meter
Cable Length	Multiple of 250/500 or as per Requirement
Type of Drum	Wooden Drum Fully Packed with Lagging